

Surveys Show Insuladd® Saves Energy!

Insuladd® works for you day after day, year after year

Using Insuladd® heat reflective paint products in any area of the country can save you substantial amounts of money. This is not just a promise, it's backed up by scientific testing and real life reports. On homes throughout the country, studies on the effectiveness of Insuladd® shows that it substantially reduce heat loss and heat gain in your home, keeps you more comfortable and dramatically cuts energy bills. Years of tests all come to same conclusion: Insuladd® products work exceptionally well at saving you money, protecting your home, and reducing your utility bills.

Below are the results of a study that lasted 6 months. The Homeowner saved money by reducing the amount of energy in kilowatt hours, that heating and cooling their home required. The study results show that by using Insuladd® there was a "Total reduction in Energy Consumption for the test period of 2,518 kwh. ..." That means dramatic decreases in energy bills with the use of Insuladd®.

See additional tests listed further down on this page that support the performance claims that Insuladd® increases the energy efficiency of your home. The findings are impressive in test after test: "Energy Savings of over 15%," "Energy savings is 12% over previous year, and "Reduction in costs... 23%."

Insuladd® really works... Look at the evidence...

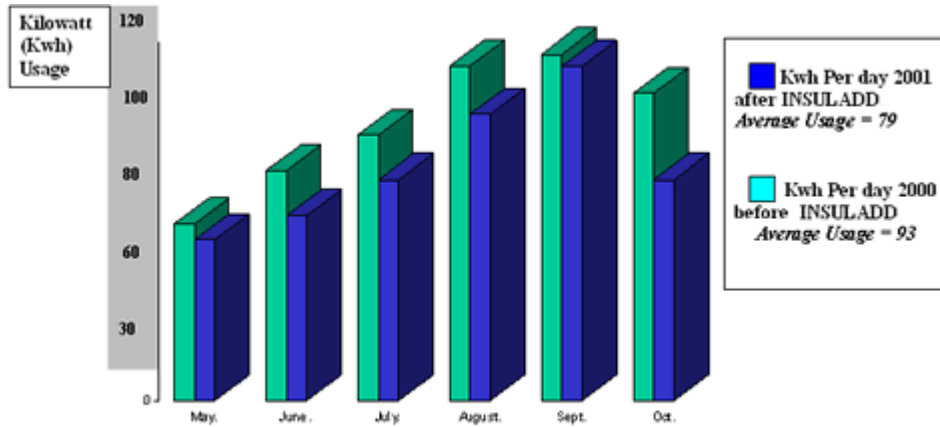
MONTH	Kwh Per day before INSULADD® 2000	Kwh Per day after INSULADD® 2001	Difference +- Before/After INSULADD®
May	59	54	-5 kwh per day
June	77	62	-15 kwh per day
July	89	74	-15 kwh per day
August	112	96	-16 kwh per day
Sept.	116	112	-4 kwh per day
Oct.	103	74	-29 kwh per day
Avg. kwh per day	92.66	78.66	-14.00 kwh per day

2 coat Exterior application of Insuladd®: 1 story wood frame and siding home in Sutherland Springs, Texas.

6 month comparison of Summer time energy usage before and after painting the exterior of the home with Insuladd®.

Total reduction in Energy Consumption for the 6 month period: 2,518 kwh These are primary air-conditioning days and thus we see the benefits of Insuladd® on a homes exterior!

Six month comparison of summer time energy usage (primarily air conditioning) before and after painting the exterior of a one story wood frame home in Sutherland Springs, Texas with INSULADD® (two coats)



Monthly Change: -5 Kwh -15 Kwh -15 Kwh -16 Kwh -4 Kwh -29 Kwh Average = -14 Kwh
Total reduction in Energy Consumption for the 6 month period: 2,518 kwh

before	Gas \$	Electric\$	after	Gas \$	Electric\$
Oct-99	11	49	Oct-00	16	51
Nov-99	42	42	Nov-00	48	55
Dec-99	114	52	Dec-00	60	51
Jan-00	98	55	1-Jan	93	54
Feb-00	51	47	1-Feb	44	37
Mar-00	64	44	1-Mar	30	29
Apr-00	16	43	1-Apr	19	27
May-00	11	53	1-May	12	30
Jun-00	8	50	1-Jun	8	37
Jul-00	10	61	1-Jul	7	51
Aug-00	8	61	1-Aug	6	53
Sep-00	9	55	1-Sep	6	42

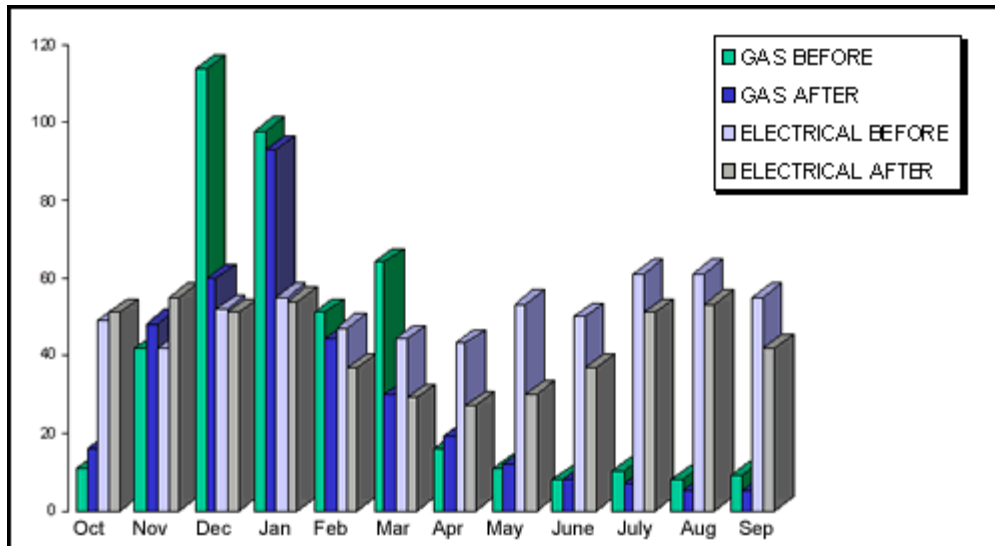
Comparison of the utility usage before and after painting the exterior of a home in Stockton, California with 2 coats of Insuladd® and Latex house paint. Primary energy usage is gas heat in the winter months.

Energy Savings of over 15% is shown in this report.

Data is in US dollars and is taken directly from the utility bills sent to the home owner by Pacific Gas and Electric.

GAS BEFORE	11	42	114	98	51	64	16	11	8	10	8	9
ELECTRICAL BEFORE	49	42	52	55	47	44	43	53	50	61	61	55
GAS AFTER	16	48	60	93	44	30	19	12	8	7	5	5
ELECTRICAL AFTER	51	55	51	54	37	29	27	30	37	51	53	42

Comparison of the utility usage before and after painting the exterior of a home in Stockton, California with 2 coats of Insuladd®. Primary energy usage is gas heat in the winter months.



Data is in US dollars and is taken directly from the utility bills sent to the home owner by Pacific Gas and Electric (California)

MONTH	2000 KWH	2001 KWH	Kwh Reduction 2000 to 2001	Air Temp difference 2001 compared to 2000
JUNE	1422	1335	-87	+1 deg
JULY	2334	1903	-431	+3 deg
AUGUST	2233	2020	-213	+2 deg
SEPT.	2601	2261	-340	+3 deg
OCT.	1932	1747	185	same

TWO STORY BRICK AND MASONITE HOME LOCATED IN LEXINGTON, KY. EXTERIOR WAS PAINTED APRIL 2001 DATA TAKEN OFF COPIES OF UTILITY BILLS SUPPLIED BY HOMEOWNER FROM UTILITY COMPANY (KU)

ELECTRICAL USAGE SHOWS PRIMARY AIR-CONDITIONING MONTHS.

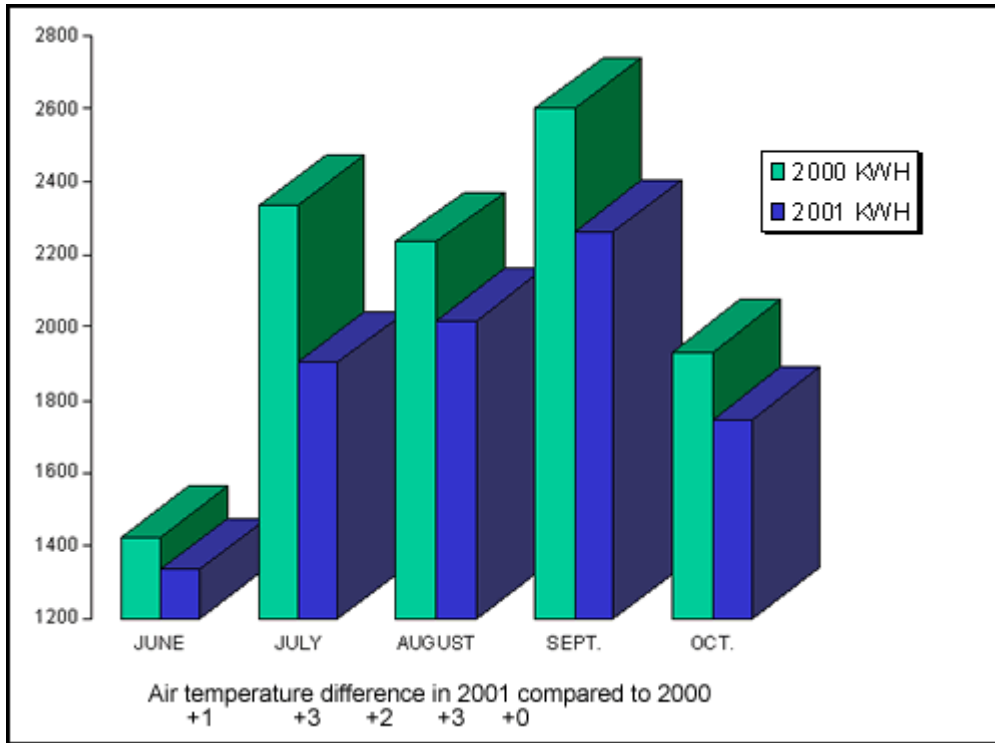
2001 SUMMERTIME AIR TEMPERATURE AVERAGED 2 DEG. F HOTTER PER DAY THAN 2000 AIR TEMPERATURES.

ENERGY SAVINGS IS 12% OVER PREVIOUS YEAR (This figure would be even greater if adjusted for the hotter summer temperatures of 2001)

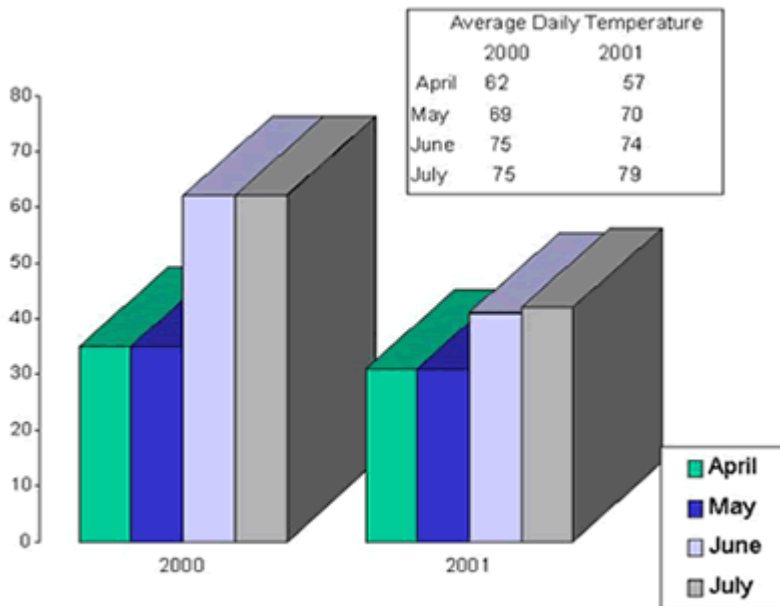
Two story brick and masonite home located in Lexington, Ky. Exterior was painted April 2001 data taken off copies of utility bills supplied by homeowner from utility company.

2001 summertime air temperature averaged 2 degrees hotter per day than 2000 air temperatures.

Energy savings is 12% over previous year (this figure would be even greater if adjusted for the hotter summer temperatures of 2001).



Comparison of Daily Electrical Consumption of a West Hills, California Home Before and After Being Painted On The Exterior With INSULADD®



Total Electrical costs for April - July 2001 @ 15¢ per KWH: \$672.30
 Total Electrical costs for April - July 2000 @ 15¢ per KWH: \$873.00

Reduction in costs from 2000 to 2001 = 23%

INSULADD® gives paint unique energy savings properties that resist and reflect heat while dissipating it. The hollow ceramic microspheres reflective quality affects the warming phenomenon called "Mean Radiant Temperature," where heat waves from a source such as direct sunlight cause a person to feel warmer even though the actual air temperature is no different between a shady and sunny location. It is the molecular friction within the skin caused by the sun's radiant energy waves which makes the body feel warmer.

Insuladd® can reduce heating & A/C bills up to 20% or more!